

406 Curb Ramps

406.1 General. Curb ramps on accessible routes shall comply with Sections 406, 405.2, 405.3, and 405.10.

406.2 Counter Slope. Counter slopes of adjoining gutters and road surfaces immediately adjacent to the curb ramp shall not be steeper than 1:20. The adjacent surfaces at transitions at curb ramps to walks, gutters and streets shall be at the same level.

406.3 Sides of Curb Ramps. Where provided, curb ramp flares shall comply with Section 406.3.

406.3.1 Slope. Flares shall not be steeper than 1:10.

406.3.2 Marking. If curbs adjacent to the ramp flares are painted, the painted surface shall extend along the flared portion of the curb.

406.4 Width. Curb ramps shall be 36 inches (915 mm) minimum in width, exclusive of flared sides.

406.5 Floor Surface. Floor surfaces of curb ramps shall comply with Section 302.

406.6 Location. Curb ramps and the flared sides of curb ramps shall be located so they do not project into vehicular traffic lanes, parking spaces, or parking access aisles. Curb ramps at marked crossings shall be wholly contained within the markings, excluding any flared sides.

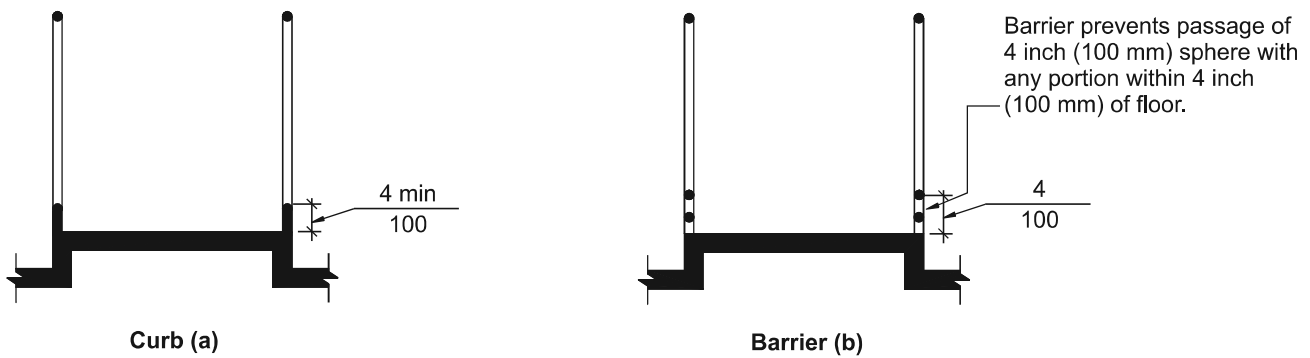


FIG. 405.9.2
RAMP EDGE PROTECTION

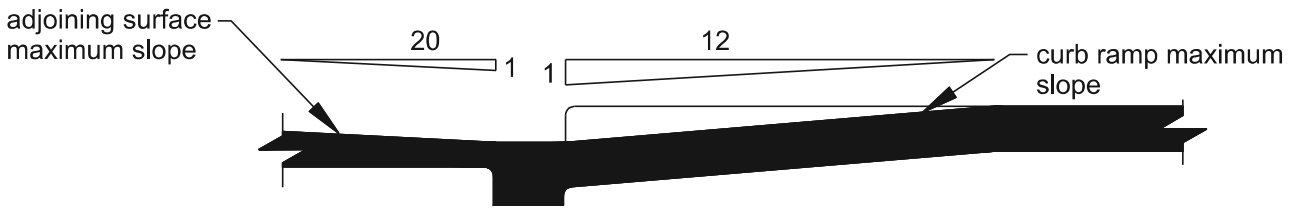


FIG. 406.2
COUNTER SLOPE OF SURFACES ADJACENT TO CURB RAMPS

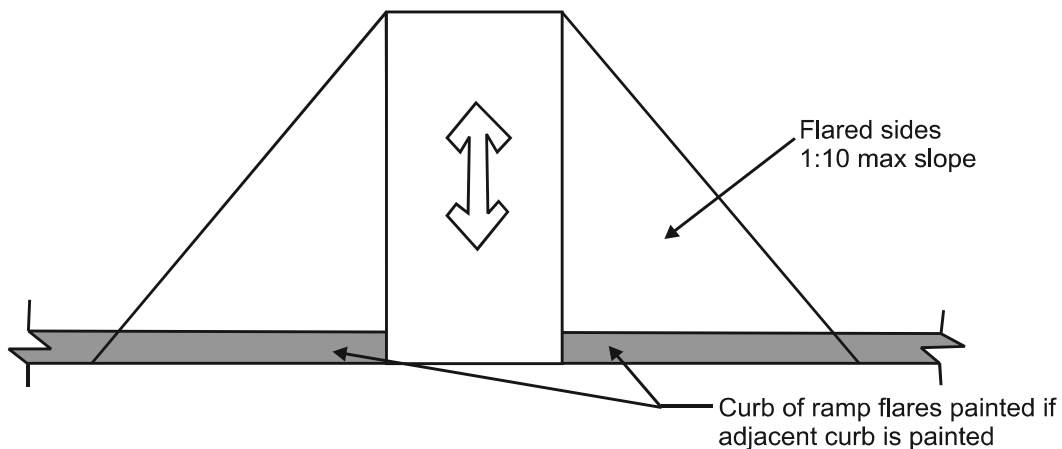


FIG. 406.3
SIDES OF CURB RAMPS